REVISIONS				
DRAWN	REV	DESCRIPTION	DATE	APPROVED
DR	00	ORIGINAL	9-6-00	
PM	01	NEW FORMAT, IMPROVED DIMENSIONING	8-24-05	JS
KP/TC	02	UPDATED FORMAT, NOTES, TOLERANCES, ADDED WEIGHT, CAVITY LOCATION, MISSING DIMS AND -X TO NAMING CONVENTION.	9-8-11	MS
TC	03	ADDED 6.5MM DIA CALLOUT	11-2-11	MS

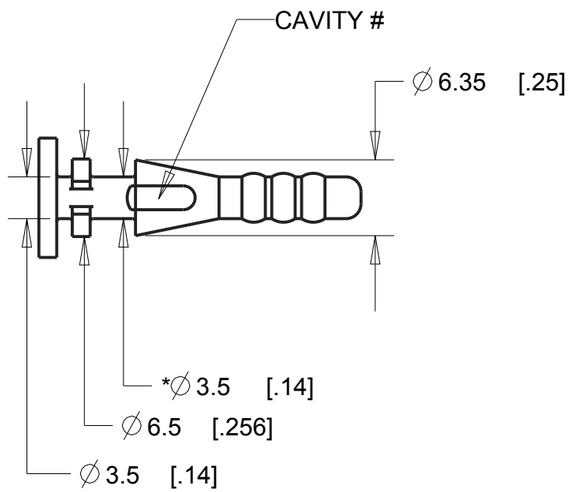

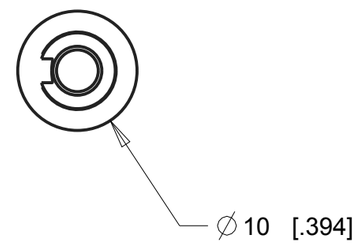

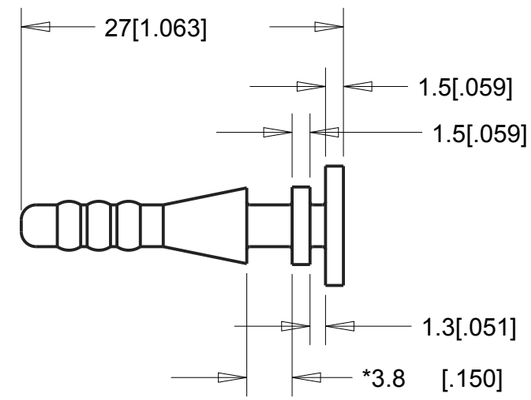

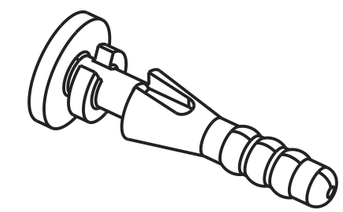

F-345-V2375	V-2375
F-345-V2325	V-2325
F-345-C8012	C-8012
F-345-C8002	C-8002
F-345-C8001	C-8001
F-345-3	C-1100
F-345-2	C-1105
F-345-1	C-1002
PART NUMBER	MATERIAL

3. MAX DRAFT: 2°.

2. CRITICAL DIMENSIONS SHALL HAVE Cpk VALUE >= 1.33 WITH ONGOING SPC DATA REQUIRED.

1. CRITICAL DIMENSIONS ARE MARKED WITH "*".

NOTES:

RANGE	TOL
0<DIM<=2 [0.078]	± 0.15 [.006]
2 [0.078]<DIM<=25 [0.98]	± 0.25 [.010]
25 [0.98]<DIM<=50 [1.969]	± 0.4 [.016]
50 [1.969]<DIM	± 0.6 [.024]

UNLESS OTHERWISE SPECIFIED
UNITS ARE: MM [IN]
TOLERANCE FOR ANGLES: ±1.0°

ALLOWABLE FLASH:
.12MM [.005]

GATE:
±.25MM [.010]

0.59 GRAM REF

MATERIAL:
SEE TABLE ON LEFT

QUALITY CONTROL:
MUST COMPLY WITH E-A-R SPECIALTY COMPOSITES SUPPLIER QUALITY MANUAL REQUIREMENTS

NOTES:
ANY FEATURE NOT DIMENSIONED IN PRINT MUST BE VISIBLY PRESENT, UTILIZE 3D CAD FOR CREATION

AEARO TECHNOLOGIES LLC * a 3M company

TITLE
F-345 FAN MOUNT

SIZE
B

DRAWING NO.
F-345-X

PAGE NO.
1 OF 1